



中油Pay

加油最速Pay!

即時申辦&開卡

步驟 1

選擇申辦

1.卡等 2.附加票證

The screenshot shows the '選取卡等' (Select Card Type) screen. At the top, there is a navigation bar with the CTBC logo and the text '中國信託銀行 CTBC BANK'. Below the bar, the title '選取卡等' is displayed in a red box. The main content area is titled '請選擇您欲申請的卡別' (Please select the card type you wish to apply for). There are two dropdown menus: the first is labeled 'VISA御豐卡' and the second is labeled '電子票證' (Electronic Ticket). Below the second dropdown, there is a red box with the text '選擇電子票證' (Select Electronic Ticket). At the bottom of the screen, there is an orange button labeled '立即線上申請' (Apply Online Immediately).

步驟 2

輸入個人資料+快速綁卡條款務必勾選

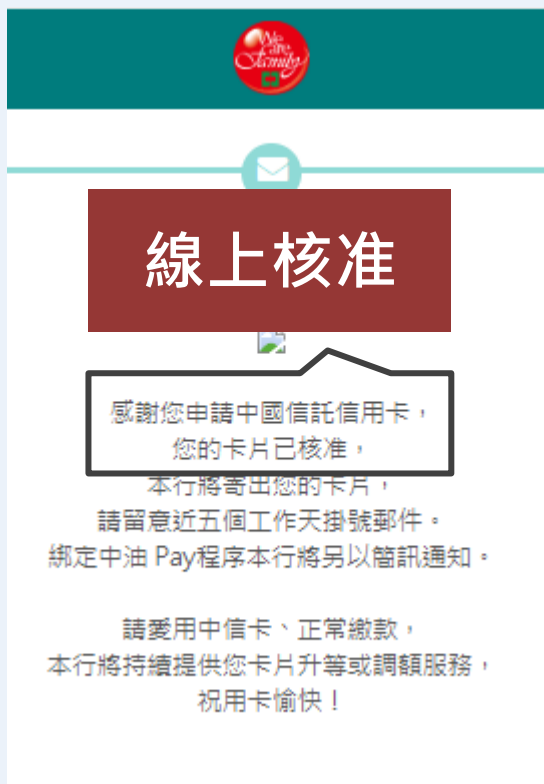
The screenshot shows the '輸入個人資料' (Enter Personal Information) screen. At the top, there is a navigation bar with the CTBC logo and the text '中國信託銀行 CTBC BANK'. Below the bar, there is a disclaimer: '※本服務僅限本國人申請正卡使用，申請附卡及外籍人士請洽本行客服辦理' (This service is only for domestic citizens applying for the main card. For co-branded cards and foreigners, please contact our customer service). Below the disclaimer, there is a red box with the text '為必填欄位' (Required field). The main content area contains several input fields: '身分證字號' (ID Number), '出生日期' (Date of Birth), and '驗證碼' (Verification Code). Each field has a label and a red asterisk indicating it is required. Below the '驗證碼' field, there is a small image of a QR code and a refresh icon.

The screenshot shows the '快速綁卡條款' (Quick Card Binding Terms) screen. At the top, there is a navigation bar with the CTBC logo and the text '中國信託銀行 CTBC BANK'. Below the bar, there is a disclaimer: '※請務必點擊以下條款與聲明事項，並詳閱相關內容，以確保自身權益。' (Please click on the following terms and declarations, and read the related content carefully to ensure your own interests). The main content area contains a list of terms and conditions, each with a checkmark icon. A red box with the text '快速綁卡條款 務必勾選' (Quick Card Binding Terms, Must Check) is overlaid on the screen, pointing to the first two items. The items are: '本人已詳閱 信用卡約定條款，並同意其規定。' (I have read the credit card terms and conditions and agree to them.), '本人已詳閱 信用卡用卡須知注意事項，並同意其規定。' (I have read the credit card usage guidelines and agree to them.), '(非必選) 本人瞭解中國信託LINE官方帳號所提供之個人化服務，願意申請綁定此服務功能，並同意 LINE Business Connect 服務條款暨個人資料運用告知聲明 (後續簡稱LINE 相關條款)。' (Optional: I understand the personalized services provided by the official CTBC LINE account and am willing to apply for this service, and I agree to the LINE Business Connect terms and conditions and the personal information usage notice (hereinafter referred to as LINE related terms))., and '本人已詳閱 中油聯名卡綁定中油Pay注意事項，並同意於中油聯名卡核發時，貴行可提供綁定中油Pay之服務。' (I have read the terms and conditions for binding the CIP card to CIPay and agree that your bank can provide the binding service when the CIP card is issued).

即時申辦&開卡

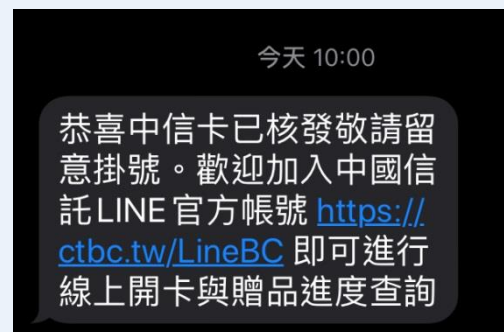
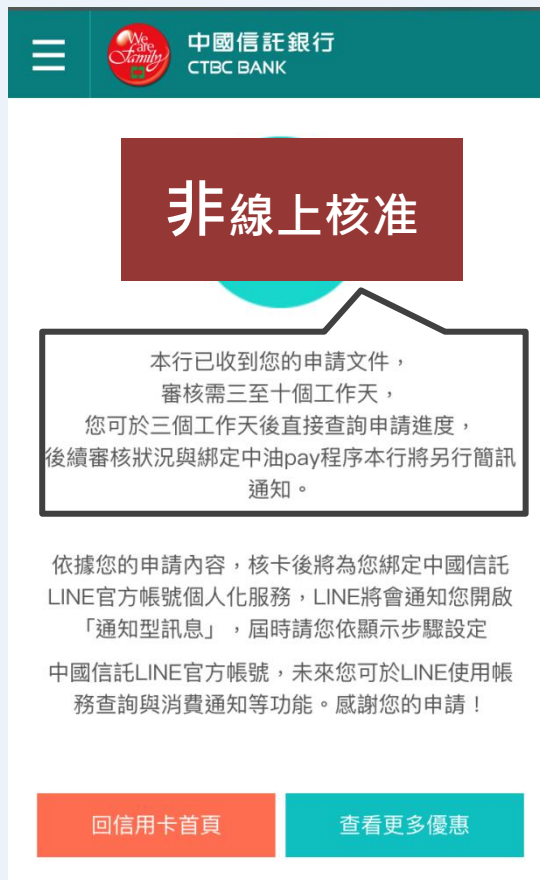
步驟3(線上核准)

申辦完成，立即核准卡片
稍後即會收到開卡簡訊



步驟3(非線上核准)

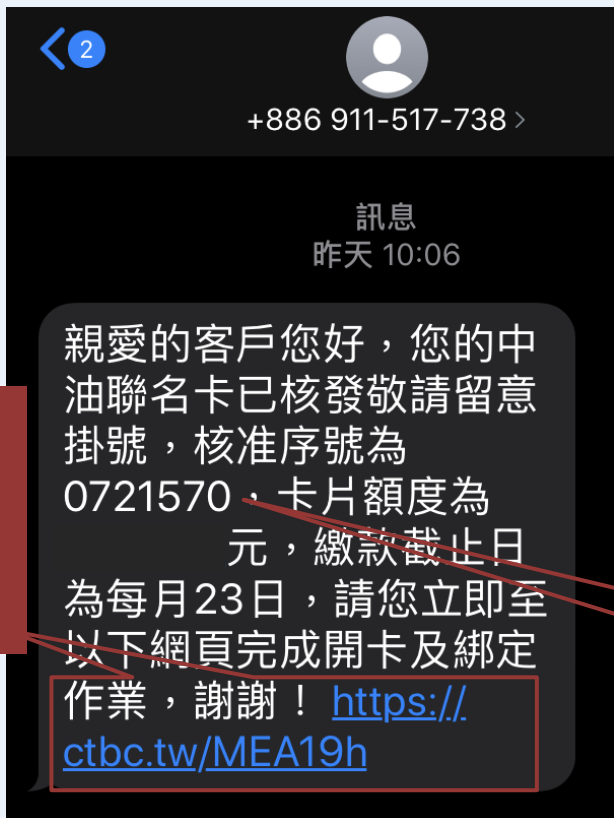
申辦完成
待核准後會收到簡訊通知(非同一天)



即時申辦&開卡

步驟4(線上開卡)

點選簡訊進行開卡作業



點選
網址
開卡

步驟5

輸入個人資料並完成開卡作業
核准序號：請填入簡訊內提供序號

A screenshot of the online card opening form on the ctcbank.com website. The form is titled "線上核卡身分驗證". It contains the following fields: "身分證字號*" (ID Number), "出生日期*" (Date of Birth), "核准序號*" (Approval Number), and "驗證碼*" (Verification Code). The "核准序號*" field is highlighted with a red box, and a red arrow points from the URL in the previous step to this field. The "驗證碼*" field shows a CAPTCHA image with the number "341B1".

A screenshot of the online card opening confirmation page on the ctcbank.com website. The page is titled "線上核卡身分驗證". It features a large green circular icon with a card and a hand. Below the icon, there is a paragraph of text: "您的信用卡已完成身分驗證，完成上述開卡程序後，申請人與本行間就本信用卡之法律關係即已合法生效，日後雙方權利義務均依本行信用卡約定條款之相關約定辦理。(註：申請人於收到本行郵寄之中油聯名卡實體卡片後，須於二個月內完成實體卡開卡，否則該卡於中油pay綁定支付功能將暫停。信用卡約定條款詳見本行官網公告。)" At the bottom of the page, there is a large orange "確認" (Confirm) button.

快速綁定

步驟6(開啟中油Pay完成綁卡)

【支付管理】→【信用卡管理】→點【紅框處Banner】

